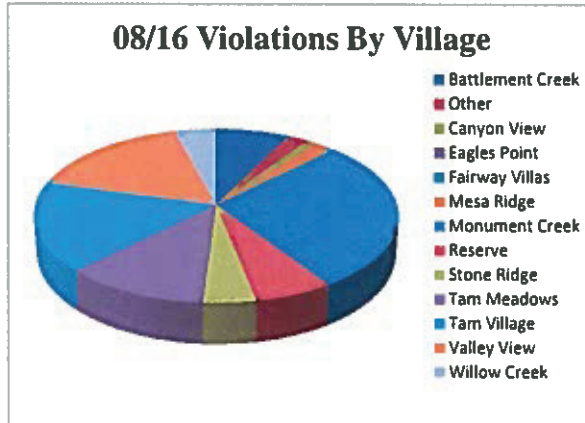


Report Period: August 2016

Violations YTD 807  
Violations This Mo. 96

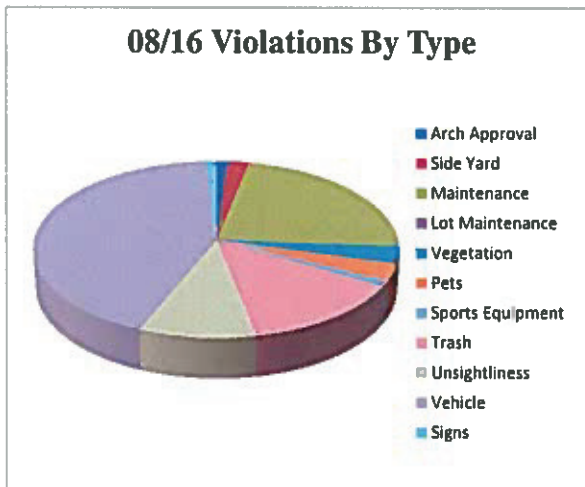
Covenant Protection Violation Report  
Report Prepared By: Keith Lammey  
Aug-16

	Monthly Violations By Village	% of Total Violations
Battlement Creek	7	7%
Other	2	2%
Canyon View	1	1%
Eagles Point	0	0%
Fairway Villas	0	0%
Mesa Ridge	2	2%
Monument Creek	27	28%
Reserve	6	6%
Stone Ridge	4	4%
Tam Meadows	11	11%
Tam Village	16	17%
Valley View	16	17%
Willow Creek	4	4%



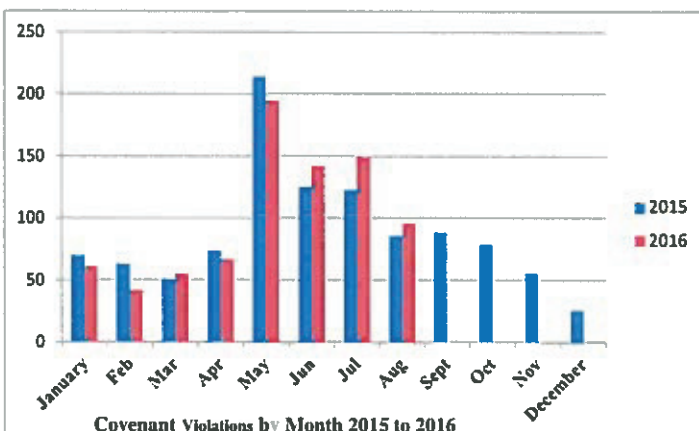
96 100%

	Monthly Violations By Type	% of Total Violations
Arch Approval	1	1%
Side Yard	2	2%
Maintenance	22	23%
Lot Maintenance	0	0%
Vegetation	3	3%
Pets	3	3%
Sports Equipment	1	1%
Trash	13	14%
Unsigntliness	9	9%
Vehicle	41	43%
Signs	1	1%



96 100%

	2015	2016
January	70	61
Feb	63	42
Mar	51	55
Apr	74	67
May	214	195
Jun	125	142
Jul	123	149
Aug	86	96
Sept	88	
Oct	78	
Nov	55	
December	26	



1053 807