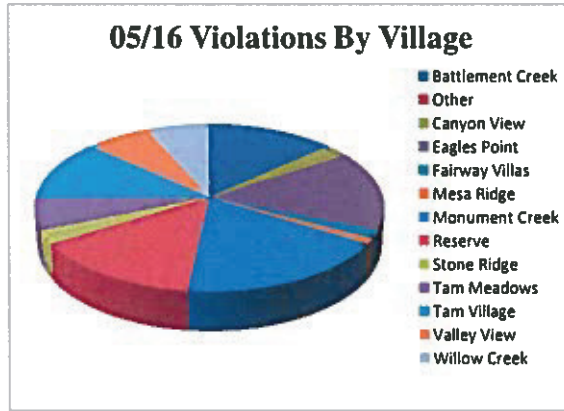


Report Period: May 2016

Covenant Protection Violation Report
 Report Prepared By: Keith Lammy
 May-16

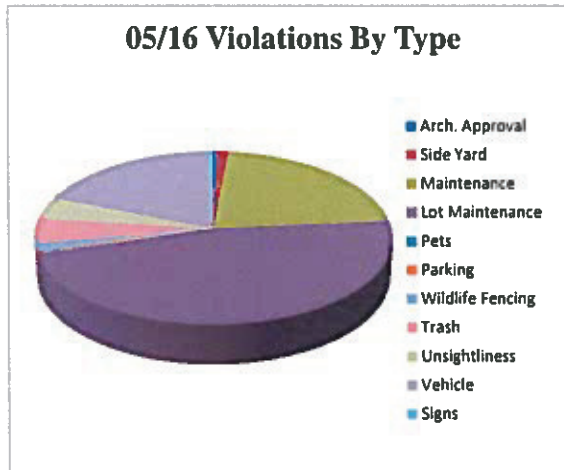
Violations YTD 420
 Violations This Mo. 195

	Monthly Violations By Village	% of Total Violations
Battlement Creek	26	13%
Other	0	0%
Canyon View	5	3%
Eagles Point	30	15%
Fairway Villas	3	2%
Mesa Ridge	2	1%
Monument Creek	35	18%
Reserve	28	14%
Stone Ridge	5	3%
Tam Meadows	12	6%
Tam Village	23	12%
Valley View	13	7%
Willow Creek	13	7%



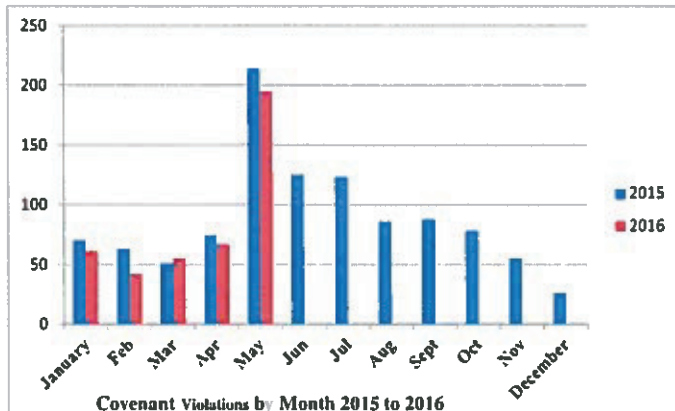
195 100%

	Monthly Violations By Type	% of Total Violations
Arch. Approval	1	1%
Side Yard	2	1%
Maintenance	43	22%
Lot Maintenance	91	47%
Pets	0	0%
Parking	1	1%
Wildlife Fencing	3	2%
Trash	9	5%
Unsigniftness	8	4%
Vehicle	36	18%
Signs	1	1%



195 100%

	2015	2016
January	70	61
Feb	63	42
Mar	51	55
Apr	74	67
May	214	195
Jun	125	
Jul	123	
Aug	86	
Sept	88	
Oct	78	
Nov	55	
December	26	



1053 420