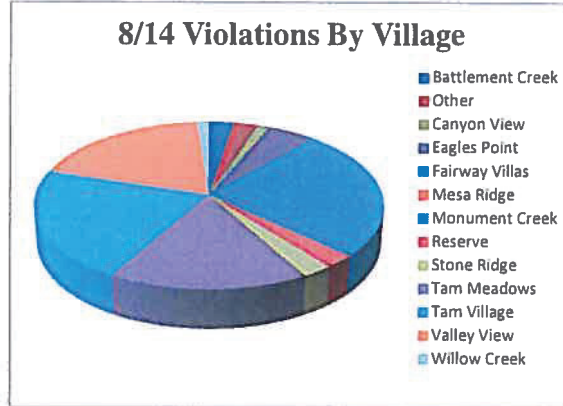


Report Period: August 2014

Violations YTD 826
Violations This Mo. 79


Covenant Protection Violation Report
Report Prepared By: Keith Lamme
Aug-14

	Monthly Violations By Village	% of Total Violations
Battlement Creek	2	3%
Other	2	3%
Canyon View	1	1%
Eagles Point	4	5%
Fairway Villas	0	0%
Mesa Ridge	0	0%
Monument Creek	20	25%
Reserve	2	3%
Stone Ridge	2	3%
Tam Meadows	13	16%
Tam Village	17	22%
Valley View	15	19%
Willow Creek	1	1%



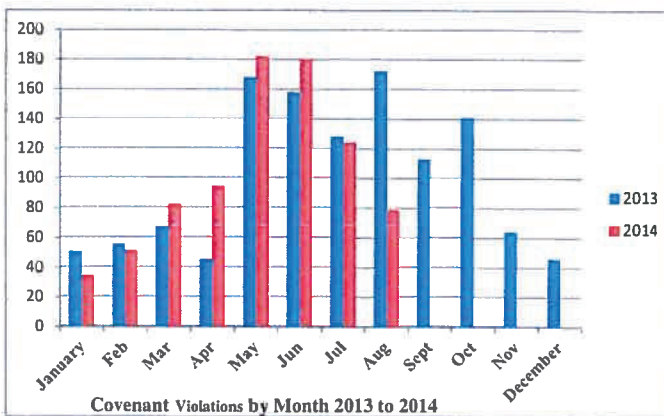
79	100%
----	------

	Monthly Violations By Type	% of Total Violations
Other	0	0%
Side Yard	4	5%
Maintenance	24	30%
Lot Maintenance	0	0%
Arch Approval	0	0%
Pets	1	1%
Signs	2	3%
Trash	20	25%
Unsignliness	4	5%
Vehicle	24	30%
Sight Lines	0	0%



79	100%
----	------

	2013	2014
January	50	34
Feb	55	51
Mar	67	82
Apr	45	94
May	168	182
Jun	158	180
Jul	128	124
Aug	172	79
Sept	113	
Oct	141	
Nov	64	
December	46	



1207	826
------	-----