

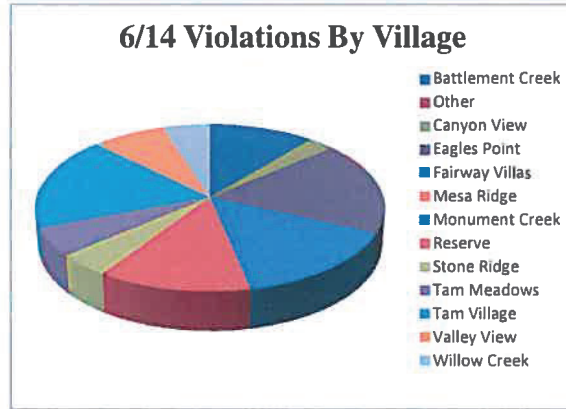
Report Period: June 2014

Violations YTD 623
Violations This Mo. 180

Covenant Protection Violation Report


Report Prepared By: Keith Lamme
Jun-14

	Monthly Violations By Village	% of Total Violations
Battlement Creek	18	10%
Other	3	2%
Canyon View	4	2%
Eagles Point	14	8%
Fairway Villas	1	1%
Mesa Ridge	2	1%
Monument Creek	39	22%
Reserve	18	10%
Stone Ridge	5	3%
Tam Meadows	17	9%
Tam Village	30	17%
Valley View	15	8%
Willow Creek	14	8%



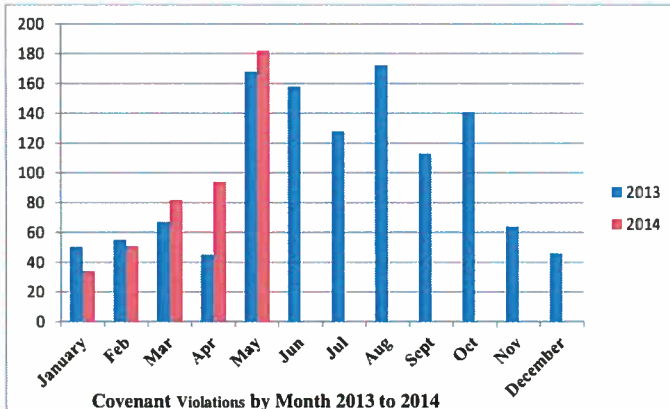
180	100%
-----	------

	Monthly Violations By Type	% of Total Violations
Deer Fencing	1	1%
Side Yard	4	2%
Maintenance	62	34%
Lot Maintenance	31	17%
Arch Approval	1	1%
Pets	0	0%
Signs	7	4%
Trash	17	9%
Unsignliness	15	8%
Vehicle	40	22%
Sight Lines	2	1%



180	100%
-----	------

	2013	2014
January	50	34
Feb	55	51
Mar	67	82
Apr	45	94
May	168	182
Jun	158	180
Jul	128	
Aug	172	
Sept	113	
Oct	141	
Nov	64	
December	46	



1207	623
------	-----