

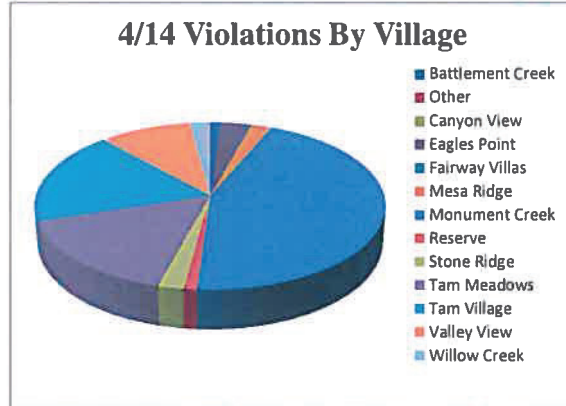
Report Period: April 2014

Violations YTD 261
Violations This Mo. 94

Covenant Protection Violation Report

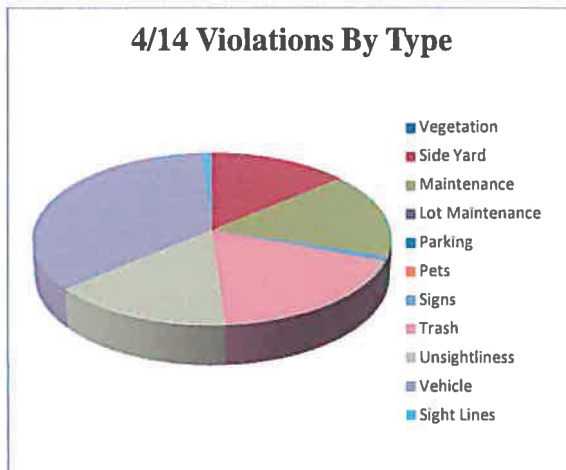
Report Prepared By: Keith Lammy
Apr-14

	Monthly Violations By Village	% of Total Violations
Battlement Creek	1	1%
Other	0	0%
Canyon View	0	0%
Eagles Point	3	3%
Fairway Villas	0	0%
Mesa Ridge	2	2%
Monument Creek	42	45%
Reserve	1	1%
Stone Ridge	2	2%
Tam Meadows	15	16%
Tam Village	17	18%
Valley View	9	10%
Willow Creek	2	2%



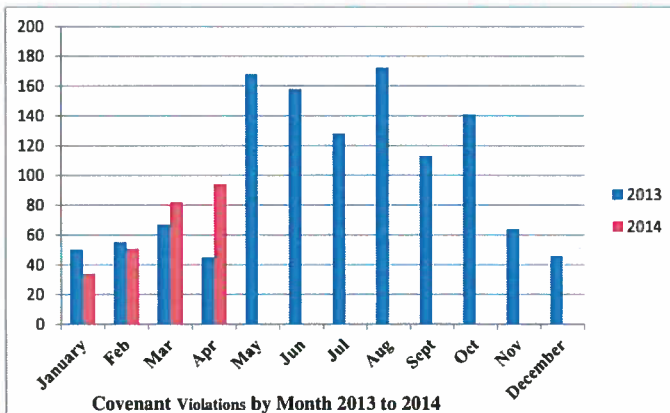
94	100%
----	------

	Monthly Violations By Type	% of Total Violations
Vegetation	0	0%
Side Yard	13	14%
Maintenance	15	16%
Lot Maintenance	0	0%
Parking	0	0%
Pets	0	0%
Signs	1	1%
Trash	17	18%
Unsignliness	14	15%
Vehicle	33	35%
Sight Lines	1	1%



94	100%
----	------

	2013	2014
January	50	34
Feb	55	51
Mar	67	82
Apr	45	94
May	168	
Jun	158	
Jul	128	
Aug	172	
Sept	113	
Oct	141	
Nov	64	
December	46	



1207	261
------	-----